



CDSL VENTURES LIMITED
...exploring new horizons

CDSL Ventures Limited National Academic Depository (CVL NAD)

User Manual - Student

DIGITAL

VERIFIABLE

CONVENIENT

TRUSTED



Student Registration



1. Visit CVL NAD website www.cvl.nad.co.in
 2. Click on 'Sign-Up' → 'Student'.
 3. Enter Student details for One Time Password (OTP) validation.
 4. Kindly read CVL NAD Terms & Conditions for Registration before requesting OTP
 5. Upon successful validation, enter the Student Personal and Academic details (Other details tab).
- Note: Kindly ensure to enter your details as mentioned/submitted in Awards issued/Admission Form. Your Registration may get rejected if there is a mismatch with details available at Academic Institution.
6. Post OTP validation, enter Primary Information.

CDSL Ventures Limited [IN] | <https://cvl.nad.co.in/NAD/home.action>

Home >>Registration >> Student

Signup → **SIGN-UP Student** → **Student Registration**

● Non-Aadhaar

Name *

First Middle Last

Mother's Name

First Middle Last

Date of Birth * Mobile Number Email ID *

Date of Birth Mobile Number Email ID

CVL NAD-Terms & Conditions for Student Non-Aadhaar Based Registration [Read More...](#)

Reset **Send OTP**

Home >>Registration >> Student

Primary Information

Student

Gender *

Family

Mother's Name

First Middle Last

Father's Name *

First Middle Last



Student Registration



- Set password for your Account.
- Enter Permanent and Correspondence Address details.
- Upload the Images of your Photo (size less than 50 Kb) & Signature (size less than 30 Kb)

Note:

(i) Kindly ensure to upload the Images of your Photo and Signature with good resolution.

(ii) Please do not use 'copy', '&', '(', any special characters, etc. in the name of the files.

- Enter your Academic Details and Submit

Note: Academic Institution Name (AI Name) should be either the Name of the University/Board.

- NAD ID will be generated only after your Registration is approved by your AI.

Home >> Registration >> Student

Create Password

New Password * Confirm Password *

Your password must be:

- Between 8 to 50 characters long
- At least one upper-case letter
- At least one lower-case letter
- At least one numerical digit
- At least one special character for example !, @, #, \$, %, ^, &, *

Address Details

C/o House Number * Street

Locality/Area District City *

Country * State * Pincode(Zipcode/Postcode) *

Is Correspondence address the same as the permanent address Are you handicap?

Other Details

Enable/Disable AI Name Course Name Year of Admission

Registration Number/Enrollment no.

 Add More

Note: Please do not use "copy", "&", "(", and ")" characters in image file name.



Student Dash Board

12. Post approval, the Student receives Profile with NAD ID in PDF format on the registered email address.
13. Only after the approval of Student registration by Academic Institution, the Student can Login and access the account either by using NAD ID or Registered Email Address as Username.
14. Student should share the NAD ID with Academic Institution for linking of Awards with Student's account.
15. Student can view or access the Awards in 'My Award' tab. Click on the hyperlink 'Certificate ID' to view your Award (in PDF) and download.
16. Student can share the awards for verification by initiating request under Verification tab: Verification → Initiate → Verification Entity → Details (Name & Email) → Select Certificate → Payment Details → Payment By (Student / Verifier)

LOGIN

Login As

Student ▼

User Name

NAD ID or Email ID

Password

Password

My Awards

Show: 10 entries Award Details Search:

AI Name	Course Name	NAD Certificate Id	Award Type	Certificate ID
Birla Institute of Technology & Sciences, Pilani	BACHELORS OF TECHNOLOGY	C105861813160031	Digital Award	123456798
Birla Institute of Technology & Sciences, Pilani	POST GRADUATE DIPLOMA IN RURAL PLANNING AND MANAGEMENT	C105861813325903	Diploma	KS_123

Verification


Initiate

Approve Request


View Details

Home >> Verification >> Initiate


Select type of Verification Entity



Registered Verifier



Non-Registered Entity



Registered Academic Institution

↓

Registered Verifier / Academic Institution or Non-Registered Entity - Name and Email Address

↓

Select Certificate Payment Details Payment By

Certificate ID	College Name	Course Name	Program Type	Verification Cost
4		Advance Diploma in Water Quality Management	Degree	100.0 <input checked="" type="checkbox"/>
123456798		BACHELORS OF TECHNOLOGY	Digital Award	100.0 <input checked="" type="checkbox"/>
9876	BATU College	Advance Diploma in Water Quality Management	Degree	100.0 <input type="checkbox"/>



Student Dash Board



- 17. Through e-Sanad, you can request or initiate Appostillation process on CVL NAD.
- 18. Select Certificate → Payment Details→ Payment By (Student).
- 19. Profile: Student can view his Profile and modify details (Correspondent Address/Mobile Number, etc.).
- 20. Change Password: Reset or change password.
- 21. Download: Access to Student User Manual (PDF format).

e-Sanad-

[Home >>e-Sanad >> Initiate](#)

[Select Certificate](#) [Payment Details](#) [Payment By](#)

Certificate ID	College Name	Course Name	Program Type	Verification Cost	
4		Advance Diploma in Water Quality Management	Degree	100.0	<input checked="" type="checkbox"/>
123456798		BACHELORS OF TECHNOLOGY	Digital Award	100.0	<input checked="" type="checkbox"/>
9876	BATU College	Advance Diploma in Water Quality Management	Degree	100.0	<input type="checkbox"/>



Profile

[Home >>Profile](#)

[Primary Information](#) [Address Details](#) [Upload Photo](#)



Change Password

[Home >>Change Password](#)

Change Password

Password

Old Password * New Password * Confirm Password *

[Home >>Download](#)



Download

Download

[User Manual](#)  [CVL NAD User Guide for Students-31.3.18.pdf](#) 



Thank You!

Contact Us



+91 22 2305 8760
+91 22 2305 8761



nad@cdslindia.com



<https://cvl.nad.co.in>



Marathon Futurex, 25th Floor, A-Wing, Mafatlal Mills Compound,
N. M. Joshi Marg, Lower Parel (East), Mumbai - 400 013.